

/ Perfect Welding / Solar Energy / Perfect Charging



SHIFTING THE LIMITS

MAGICWAVE 1700/2200 TRANSTIG 2200

/ TIG & MMA welding



**ACTIVE WAVE
TECHNOLOGY**



ACTIVE WAVE TECHNOLOGY BOOSTS PROFITABILITY

/ Whole system is totally digitised: Power source, welding-torches, remote-control units, robot interfaces, PC tools.

/ Digital signal processor (DSP) regulates and controls the welding process.

/ Available in both “Standard” and “Job” versions. “Job” offers extra functions such as job-mode, and supports col-wire control and automated applications.

/ Exceedingly high arc stability, even on aluminium base metals from which the oxide has been completely removed; no instability (verifiably so)!

/ Special program for aluminium: Automatic shaping of the cap on the pointed electrode tip, for perfect root fusion.

/ TAC function for faster tacking of materials.

/ Series feature: If welding is performed with two power sources, both arcs are synchronised to permit simultaneous welding on both sides.



WELDING PROPERTIES

SIMULTANEOUS WELDING ON BOTH SIDES

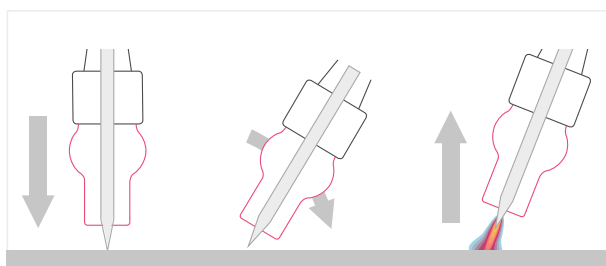
/ When joining plates, you normally have to weld a root pass first. This then has to be ground and back-welded – a time-consuming procedure which you can speed up by welding from both sides simultaneously. In “bothsides-simultaneously” TIG-AC welding, both arcs have to be synchronised. This is taken care of by the digital MagicWave power sources.

REAL SKILL BECOMES APPARENT AT THE END

/ At the end of the weld, there are two main things to watch out for: The first of these is the end crater. This has to be filled, at a lower amperage. The power sources take care of this, with the end-crater and downslope functions. The second thing is the gas post-flow, to make sure that the electrode and the weld-pool do not oxidise. In the past, the gas post-flow had to be set manually. On the digital machines, the ideal postflow time is computed automatically.

SIMPLY PERFECT

/ The ignition plays a vital rôle in TIG welding. On each of the machines, ignition is possible either with or without touchdown. In non-contact ignition, the arc starts immediately with a high-voltage impulse, ensuring perfect ignition right from the first push of the button – even when you’re using extra-long hosepacks. Touchdown ignition is especially valuable in sensitive areas of application. And the important thing here is to make sure that there are no tungsten inclusions. The digital process control takes good care of this, perfectly controlling the entire sequence.



/ For sensitive areas of application: Touchdown ignition

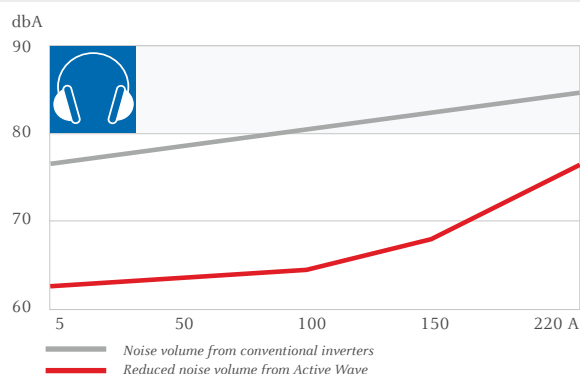


TAC: SPOT-BY-SPOT TACK WELDING

/ Before you can weld, you have to tack. With TAC, one spot is all it takes – because the pulsed arc sets the two weld-pools in motion, making them “jump together”, in next to no time, to make one single weld-pool. This works fast, and is a lot easier than the old method. The TAC function is also very useful when light-gauge sheets are being welded without filler metal, as here too, the pulsed arc helps the weld-pools to merge more thoroughly.

ACTIVE WAVE ENSURES PEACE AND QUIET

/ Active Wave makes TIG AC welding a much quieter business: The integrated digital signal processor always computes – in real time – the waveform that will permit the highest possible arc stability with the lowest possible noise-emission levels. Measurement of these noise levels clearly shows that with Active Wave, even when the machine is delivering 300 A of power, the dbA value is still below 80 dbA.





/ TransTig 2200 control panel



/ MagicWave 2200 "Job" control panel

REMOTE-CONTROL À LA CARTE

/ Remote control units are really practical. They come in especially handy for welders, because they let you intervene in the welding process and change parameters directly at the scene of the action. No matter where your welding machine happens to be. Special mention should be made here of the JobMaster TIG welding torch, which comes with integral remote control. This lets you call up all your settings, any time and anywhere, regardless of where the machine is standing. The JobMaster TIG welding torch features a digital parameter display, job recall and freely selectable parameters, meaning that you decide for yourself which parameters you want to alter during welding.

/ A few more words on the torch: Particularly advantageously for TIG welding, this comes with a leather hose, whose much greater flexibility means that the welder only has a


smaller proportion of the total weight of the torch to carry with him while he works. The torch also has an ergonomically shaped handle and a swivel-mounted hosepack. Another great feature is the torch central connector F++, with a separate water connector so that there is absolutely no way that any coolant can get into the gas channel and cause porosity in the weld metal.

/ Different types of job call for different types of welding torch. Which is why there is a special one for robot applications, with an integrated cold-wire feeder unit. Or a special cold-wire torch for manual welding, also with an integrated wirefeed – used mainly for series applications with good accessibility. By the way, the cold-wire control system, complete with all parameters, is already integrated in the power source.


SPECIAL PROGRAM FOR ALUMINIUM

/ Aluminium always needs special treatment. So Fronius have made sure that it gets it. For example, in TIG AC welding, aluminium is normally not welded with a pointed electrode tip, but with a shaped cap at the tip of the electrode. On fillet welds, this leads to inadequate root fusion. The MagicWave machines use a pointed electrode with a much smaller shaped cap, and perfect root fusion as a result.

/ The cap is shaped automatically, by the way, which means huge savings of time. All you need to do is clamp the pointed electrode into the electrode holder, pre-select the cap diameter (e.g. 1.6 mm), and the arc immediately forms the shape and size of cap that you want. Another interesting function enables you to make variable adjustments to the AC waveform, giving the welder reliable weld-pool control even at high amperages.



Cap diameter: 1 mm
Base metal: AlMg3
Sheet thickness: 5 mm
Welding amperage: 185 A
Welding voltage: 15.6 V
AC Balance: -5



Cap diameter: 3.2 mm
Base metal: AlMg3
Sheet thickness: 5 mm
Welding amperage: 185 A
Welding voltage: 15.6 V
AC Balance: 0

MATERIALS

- / Aluminium and its alloys
- / Non-ferrous metals
- / Low and high-alloy steels

APPLICATIONS

- / Manual welding
- / Robot welding

INDUSTRIAL SECTORS

- / Construction of chemical plant, tanks and vessels, machinery and plant
- / Site-erection contractors
- / Structural metalworking, maintenance and repair firms
- / Pipeline construction



CHECKLIST

Digital weld-process control	●	●	●
Microprocessor control	●	●	●
Energy-saving inverter technology	●	●	●
Generator-compatible	●	●	●
Thermostat-controlled fan / overtemperature protection	●	●	●
Earth leakage monitoring	●	●	●
Continuous welding-current adjustment from torch	●	●	●
Remote-controllable	●	●	●
Switchover facility between touchdown and HF ignition	●	●	●
Automatic gas post-flow (dep. on welding current)	●	●	●
Gas-test function	●	●	●
Automatic cooling-unit cut-out		●	●
Anti-stick function	●	●	●
Freely selectable parameters on the welding torch ¹	●	●	●
Job mode ¹	●	●	●
Automatic cap-shaping function	●	●	
Polarity reversal	●	●	
RPI ignition	●	●	
Rate-of-flow watchdog for torch cooling system		○	○
External current-flow signal	○	○	○
Robot interface, analogue/digital ¹	○	○	○
Cold-wire control ¹		○	○

DIGITAL INDICATION OF

Run-status	●	●	●
Operating mode	●	●	●
Welding voltage, welding amperage (actual value)	●	●	●
"Hold" function	●	●	●
Overtemperature	●	●	●
Service code	●	●	●
Mains voltage monitoring	●	●	●
Job number ¹	●	●	●

ADJUSTABLE PARAMETERS


Welding power (continuously adjustable)	●	●	●
Welding power (continuously adjustable)	●	●	●
Gas pre-flow time / gas post-flow time	●	●	●
Crater-fill current / start-arc	●	●	●
UpSlope / DownSlope	●	●	●
Hot-Start / arc-force dynamic	●	●	●
AC balance / AC frequency / AC waveform	●	●	

OPERATING MODES

2-step mode / 4-step mode	●	●	●
TAC (programmed tack-welding)	●	●	●
AC / DC	●	●	
Special 4-step mode ¹	●	●	●
TIG-Puls ¹	●	●	●
Spot welding ¹	●	●	●

- MW 1700
- MW 2200
- TT 2200

- ¹ only on „Job“ version
- as standard
- optional



COMPLETE SYSTEM, EVEN INCLUDING A TIG TORCH

/ Fronius is a system supplier. Each member of the system is designed to “fit in” optimally with all the others, in perfect harmony. It takes in everything from modularly designed power sources (available for both gas and water-cooled torches, incidentally), to remote-control units, cooling units, trolleys and a wide range of different robot interfaces, as well as complete welding-data documentation and visualisation.



/ For cold-wire applications: TTW 4000 KD welding torch with integrated remotecontrol, display and wirefeed



/ The KD 4000D-11 feeder unit ensures perfect wirefeeding in cold-wire applications



/ TR 2200 F pedal remote-control unit: For precision control of the welding current, all the time



/ RCU 2000 remote control unit: For completely remote-controlling the power source



/ JobMaster TIG torch with integrated remote control and display

TECHNICAL DATA

POWER SOURCE	MAGICWAVE 1700 / JOB	MAGICWAVE 2200 / JOB	TRANSTIG 2200 / JOB
Mains voltage, 50-60 Hz	230 V	230 V	230 V
Mains voltage tolerance	-20 / +15%	-20 / +15%	-20 / +15%
Mains fuse protection (slow-blow)	16 A	16A	16A
Primary continuous current (100 % d.c.)	3.3 kVA	3.7 kVA	3.0 kVA
Cos phi 1	0.99	0.99	0.99
Welding-current range (continuous) TIG Electrode	3 - 170 A 10 - 140 A	3 - 220 A 10 - 180 A	3 - 220 A 10 - 180 A
Welding current at 10 min/25°C	40% d.c. 170 A 60% d.c. 140 A 100% d.c. 110 A	40% d.c. 220 A 60% d.c. 180 A 100% d.c. 150 A	50% d.c. 220 A 60% d.c. 200 A 100% d.c. 170 A
10 min/40°C	35% d.c. 170 A 60% d.c. 130 A 100% d.c. 100 A	35% d.c. 220 A 60% d.c. 170 A 100% d.c. 150A	40% d.c. 220 A 60% d.c. 180 A 100% d.c. 150 A
Open-circuit voltage	88 V	88 V	84 V
Standardised operating voltage TIG Electrode	10.1 - 16.8V 20.4 - 25.6 V	10.1 - 18.8 V 20.4 - 27.2 V	10.1 - 18.8 V 20.4 - 27.2 V
Ignition voltage (U _p)*	10.0 kV	9.5 kV	9.5 kV
Degree of protection	IP 23	IP 23	IP 23
Type of cooling	AF	AF	AF
Insulation class	B	B	B
Dimensions L x W x H	485 x 180 x 344 mm 19.09 x 7.09 x 13.54 inch	485 x 180 x 390 mm 19.09 x 7.09 x 15.35 inch	485 x 180 x 390 mm 19.09 x 7.09 x 15.35 inch
Weight	15 kg / 33.1 lb	17.4 kg / 38.4 lb	16.8 kg / 37 lb

CE **S** IP 23 *The arc ignition feature is suitable for manual operation.

WELDING TORCH	TTG 2200 A	TTG 2600 A	TTW 3000 A
Welding current AC	180 A	220 A	250 A
DC	220 A	260 A	300 A
Duty cycle	35%	35%	60%
Electrode diameters	1.0 - 4.0 mm	1.6 - 6.4 mm	1.0 - 3.2 mm
Weight	0.96 kg / 2.1 lb	1.2 kg / 2.6 lb	0.75 kg / 1.7 lb

COOLING UNIT	FK 2200
Mains voltage, 50 - 60 Hz	230 V
Mains voltage tolerance	-20 / +15 %
Cooling capacity Q = 1 l/min. +25 °C +40 °C	660 W 450 W
Delivery rate	3.0 l/min
Delivery head	30 m
Max. pump pressure	4.3 bar
Coolant capacity	1.5 l
Degree of protection	IP 23
Dimensions L x W x H	540 / 180 / 180 mm 21.26 x 7.09 x 7.09 inch
Weight (without coolant)	6.6 kg / 14.5 lb

/ Battery Charging Systems / Welding Technology / Solar Electronics

WE HAVE THREE DIVISIONS AND ONE PASSION: SHIFTING THE LIMITS.

/ Whether Battery Charging Systems, Welding Technology or Solar Electronics - our goal is clearly defined: to be the technology and quality leader. With around 3,000 employees worldwide, we shift the limits of what's possible - our more than 850 active patents are testimony to this. While others progress step by step, we innovate in leaps and bounds. The responsible use of our resources forms the basis of our corporate policy.

Further information about all Fronius products and our global sales partners and representatives can be found at www.fronius.com

Fronius Canada Ltd.
2875 Argentia Road, Units 4,5 & 6
Mississauga, ON L5N 8G6
Canada
Telephone +1 905 288-2100
Fax +1 905 288-2101
sales.canada@fronius.com
www.fronius.ca

Fronius USA LLC
6797 Fronius Drive
Portage, IN 46368
USA
Telephone +1 877 FRONIUS
sales.usa@fronius.com
www.fronius-usa.com

Fronius UK Limited
Maidstone Road, Kingston
Milton Keynes, MK10 0BD
United Kingdom
Telephone +44 1908 512 300
Fax +44 1908 512 329
sales.uk@fronius.com
www.fronius.co.uk

Fronius International GmbH
Froniusplatz 1
4600 Wels
Austria
Telephone +43 7242 241-0
Fax +43 7242 241-953940
sales@fronius.com
www.fronius.com

v01 2013 EN

Text and images correspond to the current state of technology at the time of printing. Subject to modifications. All information is without guarantee in spite of careful editing - liability excluded. Copyright © 2011 Fronius™. All rights reserved.

M_06.0112.EN v01 Jul 2013 awl8